

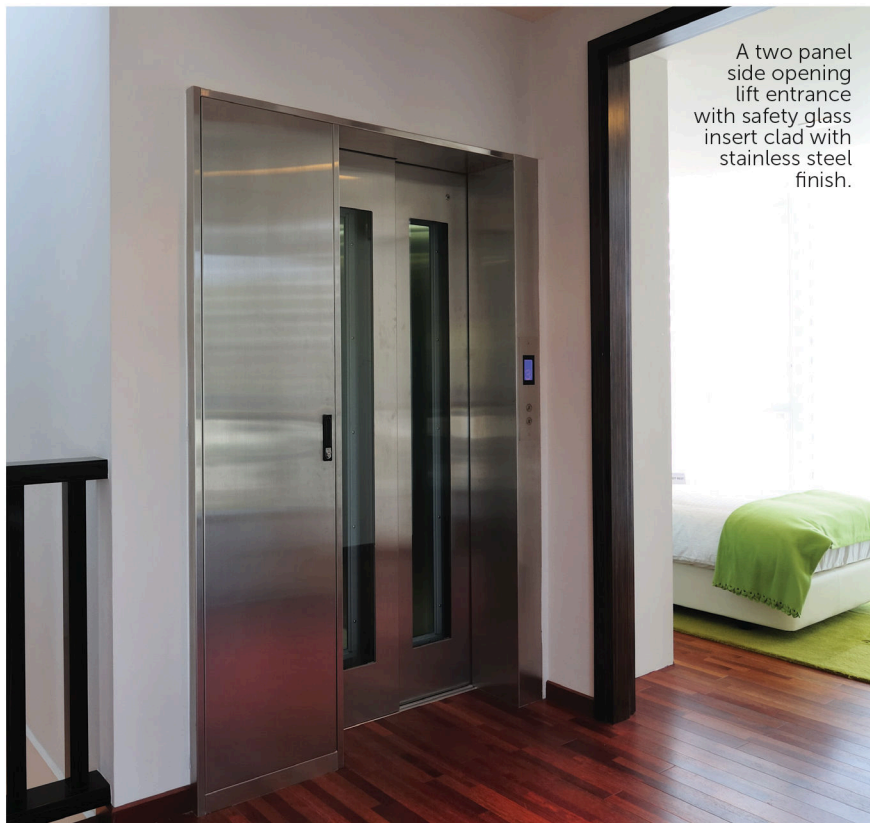


# Residential lift

Towards a more accessible world



# Ken-Jo configuring to your every need



A two panel side opening lift entrance with safety glass insert clad with stainless steel finish.



## ● TECHNICAL SUPPORT

A team of competent and dedicated crew providing round the clock technical support island wide.



*Fully glazed residential lift allowing maximum light penetration.*



# Introduction to Ken-Jo engineering solutions



*A perfect choice for the most ambitious architectural projects.*

## ● ABOUT US

Established in 2004 with more than 30 years of experience, **Ken-Jo Industries Pte Ltd** is constantly growing by increasing our market share in this demanding industry.

We are successful in providing customized engineering solutions as we understand the complexity of integrating a lift system into valuable assets.

Manufactured in Taiwan, every lift leaving our factory is made by the finest material and assembled with the best workmanship.

## ● CUSTOM DESIGN

**Ken-Jo** understands the complexity of designing a lift for a building and therefore we are glad that we are capable of customising a lift specially for you.

A thorough and complete design being the most cost effective measure to ensure returns on your investment through reliability.

Our residential lift comes with 3 configurations namely single, through and adjacent entrance that will sure to meet your needs.

## ● SUSTAINABILITY

Maintaining **Ken-Jo Residential Lift** is never costly because we adopt the latest energy saving technology ensuring the best of interest of our customers.

We are also proud to announce that our products meet the requirements by the authority for sustainability award in Singapore.

### ACVVVF Inverter

Variable speed control of the motor producing a more comfort ride experience. (Optional regenerative system available)

### Sleep Mode

Preset mode for the reduction of energy consumption by switching the ACVVVF Inverter to standby mode.





# Ken-Jo design options — where every detail counts




- CEILING** Laminate LG001 / Energy Saving Down Light
- SIDE WALL** Laminate LG001 / Laminate SNA14
- REAR WALL** Laminate LG001 / Mirror SS (Etched)
- CAR PANEL** Full Height Tinted Mirror With Dot Matrix Display

### OPTIONAL

- HANDRAIL** Hairline / Polished Stainless Steel
- FLOOR** Vinyl Tile

## ● STAINLESS STEEL FINISH




HAIRLINE



NON DIRECTIONAL

## ● LAMINATE FINISH



LP-SNW1



LP-SNW3



LP-SNA14



LP-SNA15



- CEILING** Laminate SNW1 / Energy Saving Dowlight
- SIDE WALL** Laminate SNW1
- CAR DOOR** Laminate SNW1
- CAR PANEL** Full Height Hairline Stainless Steel With Dot Matrix Display

### OPTIONAL

- HANDRAIL** Hairline / Polished Stainless Steel
- FLOOR** Vinyl Tile

## ● OPERATING PANELS



CS08-EP06



LY04



HS08-EP08



CS01-EP01

CS06-EP02

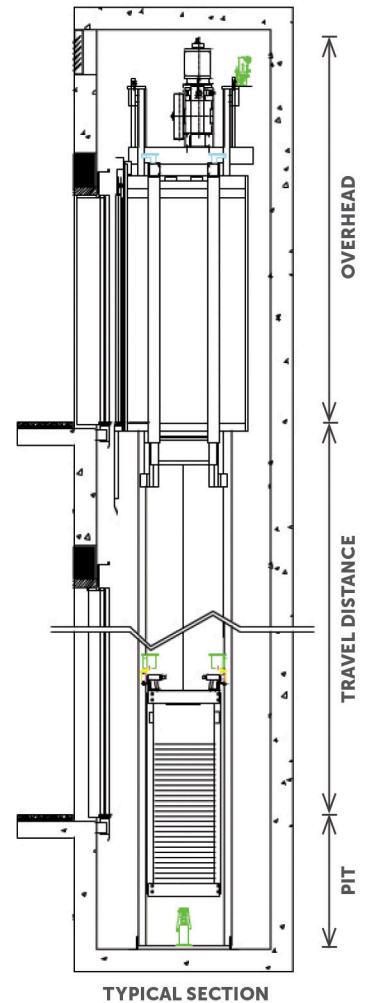
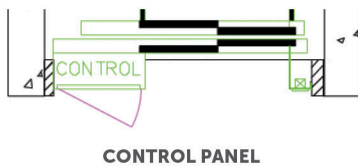
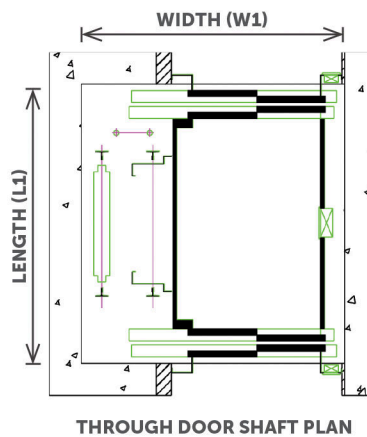
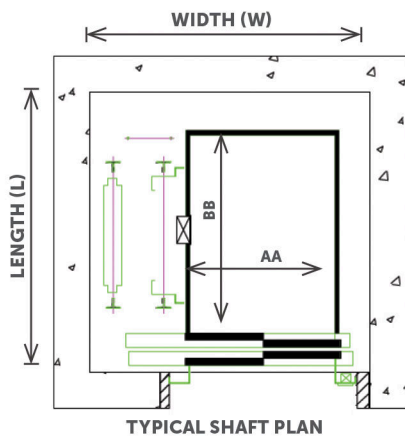
LY-PB06

HS01-EP01

LY08

HS06-EP02

# Ken-Jo residential lift machine-room-less planning guide



Rated Capacity	Single Entrance (WxL)	Through Entrance (W1xL1)	Car Size (AAxBBxHH)
5 Persons	1550 x 1550	1550 x 1700	900W x 1050D x 2100H
6 Persons	1650 x 1650	1650 x 1750	900W x 1200D x 2100H
7 Persons	1750 x 1750	1750 x 1850	1000W x 1300D x 2100H

## Specification

Drive Type	Gearless Machine		
Rated Capacity	5 persons (340kg)	6 persons (410kg)	7 persons (475kg)
Power	Motor	Single phase 240V • Three phase 240V/415V	
	Light/Fan	110V/240V; 50Hz	
Motor	2.2 (3.0)kw	3kw	3.7kw
Maximum Stop	6 Stops		
Maximum Travel	20 meters		
Rated Speed	30m/min		
Door Opening	2 Panel Side Opening		
Cabin Side AA x BB x HC	900 x 1050 x 2100	900 x 1200 x 2100	1000 x 1300 x 2100
Entrance Size	800 x 2000		
Overhead Clearance	>3350		
Pit Depth	>1200		

\*\* Specifications based on Singapore code requirement.

**KEN-JO ELEVATOR  
(MALAYSIA) SDN BHD**

No 35, Jalan DU 1/2,  
Taman Damai Utama,  
Bandar Kinrara, 47180  
Puchong, Selangor  
**TEL** +603 8079 1891  
**FAX** +603 8076 1891

**KEN-JO INDUSTRIES PTE LTD**

No. 21 Woodlands Close,  
#08-06 Primz Bizhub,  
Singapore 737854  
**TEL** +65 6853 4601  
**FAX** +65 6853 4602

**KEN-JO ELEVATOR  
(MYANMAR) CO. LTD**

No. 410, 10th floor (Unit A),  
Strand Road, Corner of  
19th Street, Latha Township,  
Yangon, Myanmar  
**TEL** +95 099 7311 2218

**[WWW.KEN-JO.COM](http://WWW.KEN-JO.COM)**

**AUTHORISED DEALER**

**Disclaimer**

This publication is for general information purposes only and we reserve the right at any time to alter the product design and specifications. No statement this publication contains shall be constructed as a warranty or condition, express or implied, as to any product, its fitness for any particular purpose, merchantability quality or representation of the terms of any purchase agreement. Minor differences between printed and actual colours may exist.